



### District Report Card: 2017


<b>State:</b> Rajasthan	<b>District:</b> Kota
<b>Class:</b> 8	<b>Subject:</b> Language
<b>Schools:</b> 51	<b>Students:</b> 1107


### Participation/Coverage


#### Students

<b>GENDER</b> 	Boys		Girls	
	Number	%	Number	%
	444	40.11	663	59.89

<b>AREA</b> 	Rural		Urban	
	Number	%	Number	%
	849	76.69	258	23.31

<b>CATEGORY</b> 	SC		ST		OBC		GEN	
	Number	%	Number	%	Number	%	Number	%
	339	30.62	143	12.92	520	46.97	105	9.49

<b>CWSN</b> 	LD	VI	HI	S&LD	ID	Oth
	0	0	0	0	0	0

<b>Management</b> 	Government		Government-aided	
	Number	%	Number	%
	1107	100.00	0	0.00

### Average Performance of Students in Language (%)

Overall	Gender		Area		Management		Social Group			
	Male	Female	Rural	Urban	Govt.	Aided	SC	ST	OBC	GEN
69.41	69.50	69.34	68.79	71.42	69.41	0.00	67.51	67.18	70.37	73.78

## Performance on Learning Outcomes (LOs)

Learning Outcomes	Description	Average Performance(%)
L813	Read textual/non-textual materials with comprehension and identifies the details, characters, main idea and sequence of ideas and events while reading	69.41

Range of Performance of Students who Answered Correctly							
Below 30%		30% - 50%		50% - 75%		Above 75%	
Number	%	Number	%	Number	%	Number	%
71	6.41	130	11.74	406	36.68	500	45.17

## Lowest Performing Learning Outcomes (LOs)

1 - Read textual/non-textual materials with comprehension and identifies the details, characters, main idea and sequence of ideas and events while reading (69.41)